

# HELLA **VALUEFIT**



AUXILIARY LIGHTS  
LED LIGHT BARS  
WORK LIGHTS



# HELLA VALUEFIT – PROVEN QUALITY AT A GOOD PRICE.

HELLA VALUEFIT is a specific range designed exclusively to meet the requirements of customers in the free spare parts market. The products in this brand offer reliable quality at a fair market price.

It combines HELLA's decades of technological expertise with unique business skills. As a result, all the spare parts meet the relevant technical specifications and are safe and reliable and make lower cost repairs possible. What's more, there is no need to go without important services.

The HELLA VALUEFIT brand products offer you genuine added value. Buy proven quality at a good price – a smart move!



## Agricultural vehicles



## Construction machinery



## Trucks & trailers



HELLA VALUEFIT –  
Proven quality at a good price.

# GET HELLA VALUEFIT ONLINE.

The new websites aimed both to the consumer and commercial vehicles presents products with features such as: LED, xenon and auxiliary halogen headlights, daytime running lamps, accessories, work lights and spotlights, plus additional information and downloads catalogs .

Get information, features, explanation of the technology used, the content of packaging, instructions, diagrams, beam, test data, accessories and installation instructions.

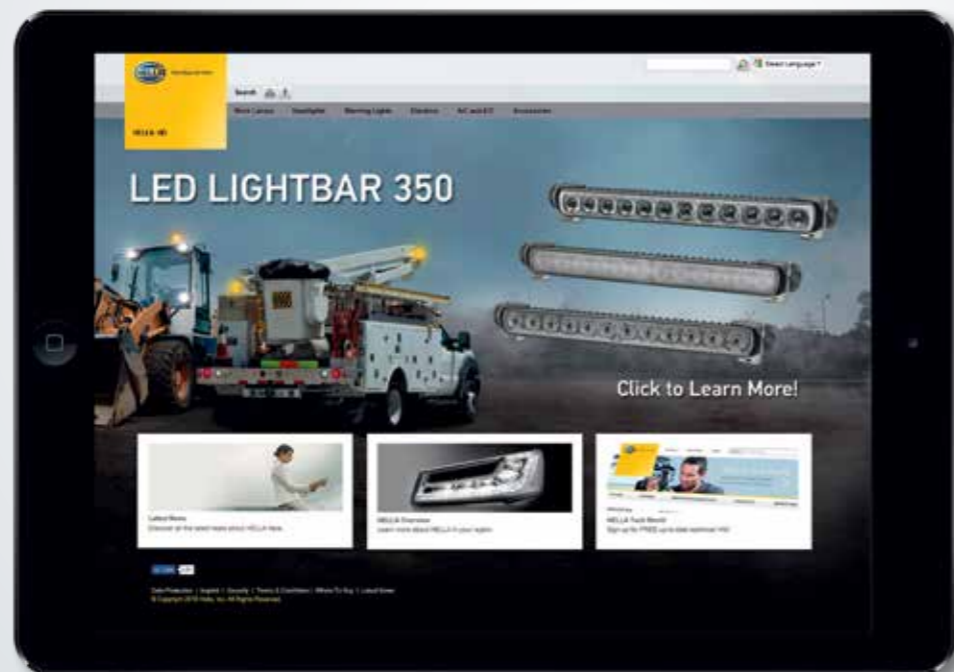
For drivers, use the following link:

[www.myhellalights.com](http://www.myhellalights.com)



For commercial vehicles and heavy duty, use the following link:

[www.hellahd.com](http://www.hellahd.com)



## EXCELLENT PERFORMANCE. UNDISPUTED VALUE.

The performance of LED Auxiliary lights is indisputable. Its high power LEDs provide a light intensity up to 15,000 lumens. The optical reflector provides optimum light distribution for off road applications. Its modern appearance and easy installation allow these auxiliary lights to be installed in virtually any area of your vehicle.

AUXILIARY LIGHTS

**1890 lm\***

Driving Beam

**7" Driving Light SAE/ECE approved**

**Driving Light**  
compact, type of protection: IP 67  
1 high power LED, die-cast aluminum housing, polycarbonate lens.

Voltage	Multivolt 10-30 VCD
Wattage	20 W
Temperature	6000 K
Mounting	Stainless steel mounting bracket / Upright
Dimensions	7.0" W x 7.0" H x 4.1"D / 178 x 178 x 106mm
<b>Part Number</b>	<b>1VF-357200-001 / VF2012</b>

**4000 lm\***

Spot Beam

**7" Spot Light**

**Spot Light**  
compact, type of protection: IP 67  
1 high power LED, die-cast aluminum housing, polycarbonate lens.

Voltage	Multivolt 10-30 VCD
Wattage	30 W
Temperature	6000 K
Mounting	Stainless steel mounting bracket / Upright
Dimensions	7.0" W x 7.0" H x 4.1"D / 178 x 178 x 106mm
<b>Part Number</b>	<b>1VF-357200-011 / VF2011</b>

**5400 lm\***

Driving Beam

**7" Driving Light with celuis ring**

**Driving Light**  
compact, type of protection: IP 67  
1 high power LED, die-cast aluminum housing, polycarbonate lens.

Voltage	Multivolt 10-30 VCD
Wattage	20 W
Temperature	6000 K
Mounting	Stainless steel mounting bracket / Upright
Dimensions	7.0" W x 7.0" H x 4.1"D / 177.8 x 222 x 79mm
<b>Part Number</b>	<b>1VF-357200-013 / VF2013</b>

**HELLA Black Cover for 7" Driving Light**

<b>Part Number</b>	<b>8XS-310707-001 / XS0707</b>
--------------------	--------------------------------

LIGHT BARS

**1440 lm\***

**1620 lm\***

Flood Beam

Spot Beam

**Mini Lightbar 6 LED Flood Light**

**Mini Lightbar Flood Light**  
compact, type of protection: IP 67  
6 LEDs, die-cast aluminum housing, polycarbonate lens.

Voltage	Multivolt 10-30 VCD
Wattage	18 W
Temperature	6000 K
Mounting	Stainless steel mounting bracket / Upright
Dimensions	6.2" W x 1.7" H x 2.4" D / 160 x 45 x 63mm
<b>Part Number</b>	<b>1VF-357203-001 / VF2030 Flood</b> <b>1VF-357203-011 / VF2031 Spot</b>

**1440 lm\***

**1620 lm\***

Flood Beam

Spot Beam

**Mini Lightbar 6 LED Flood Light flush mount**

**Mini Lightbar Flood Light**  
compact, type of protection: IP 67  
6 LEDs, die-cast aluminum housing, polycarbonate lens.

Voltage	Multivolt 10-30 VCD
Wattage	18 W
Temperature	6000 K
Mounting	Stainless steel mounting bracket / Upright
Dimensions	6.2" W x 1.7" H x 2.4" D / 160 x 45 x 63mm
<b>Part Number</b>	<b>1VF-357191-012 / VF1919 Flood</b> <b>1VF-357191-001 / VF1918 Spot</b>

**1620 lm\***

Spot Beam

**Mini Lightbar 6 LED Spot Light SET**

**Mini Lightbar Spot Light**  
compact, type of protection: IP 67  
6 LEDs, die-cast aluminum housing, polycarbonate lens.


Voltage	Multivolt 10-30 VCD
Wattage	18 W
Temperature	6000 K
Mounting	Stainless steel mounting bracket / Upright
Dimensions	6.2" W x 1.7" H x 2.4" D / 160 x 45 x 63mm
<b>Part Number</b>	<b>1VF-357203-012 SET / VF2032</b>

\* Raw lumens measured.

\* Raw lumens measured.

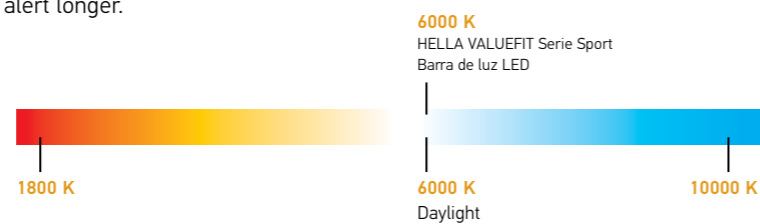
## HELLA VALUEFIT SPORT SERIES

- 1 Combo Beam.** A combination of a spot beam and flood beam.
- 2 Diecast Aluminum Housing** able to withstand the elements.
- 3 Aluminum Alloy Brackets** for sturdy upright mounting. A perfect fit for roof, grille and bumper mounting.
- 4** Get that off-road look whether you're on the street or blazing the trails!




### Color Temperature

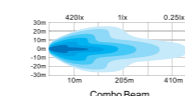
- Color temperature is close to natural daylight.
- Drivers operating in such lighting conditions stay alert longer.



## LIGHTBARS - SPORT SERIES



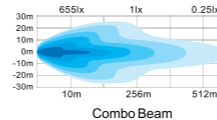
3240 lm\*



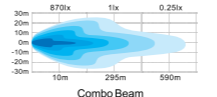
6480 lm\*



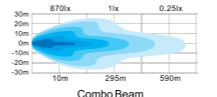
10800 lm\*



16200 lm\*



25920 lm\*



### Sport Series Light Bar 12 LED / 7.5" - Flood Beam

#### Light Bar 12 LED / 7.5" - Flood Beam

compact, type of protection: IP 67  
12 High intensity LEDs, die-cast aluminum housing

Voltage	Multivolt 10-30 VCD
Wattage	36 W
Temperature	6000 K
Mounting	Aluminum Alloy brackets
Dimensions	8.1" W x 3.1" H x 3.4" D / 206 x 79 x 87mm
Part Number	1VF-357208-071 / VF2075

### Sport Series Light Bar 24 LED / 13.5" - Combo Beam

#### Light Bar 24 LED / 13.5" - Combo Beam

compact, type of protection: IP 67  
20 High intensity LEDs, die-cast aluminum housing

Voltage	Multivolt 10-30 VCD
Wattage	72 W
Temperature	6000 K
Mounting	Stainless steel mounting brackets
Dimensions	358 x 86.5 x 78.5mm
Part Number	1VF-357208-051 / VF2085

### Sport Series Light Bar 40 LED / 21.5" - Combo Beam

#### Light Bar 40 LED / 21.5" - Combo Beam

10800 lm \*, compact, type of protection: IP 67  
40 high power LEDs, die-cast aluminum housing, polycarbonate lens

Voltage	Multivolt 10-30 VCD
Wattage	120 W
Temperature	6000 K
Mounting	Stainless steel mounting bracket
Dimensions	22.2" W x 3.1" H x 3.4" D / 563 x 86.5 x 78.5mm
Part Number	1VF-357208-101 / VF 2081

### Sport Series Light Bar 60 LED / 31.5" - Combo Beam

#### Light Bar 60 LED / 31.5" - Combo Beam

compact, type of protection: IP 67  
60 high power LEDs, die-cast aluminum housing, polycarbonate lens

Voltage	Multivolt 10-30 VCD
Wattage	180 W
Temperature	6000 K
Mounting	Stainless steel mounting bracket
Dimensions	32.2" W x 3.1" H x 3.4" D / 818 x 79 x 87mm
Part Number	1VF-357208-201 / VF2082

### Sport Series Light Bar 96 LED / 50" - Combo Beam

#### Light Bar 96 LED / 50" - Combo Beam

compact, type of protection: IP 67  
96 High intensity LEDs, die-cast aluminum housing

Voltage	Multivolt 10-30 VCD
Wattage	288 W
Temperature	6000 K
Mounting	Stainless steel mounting bracket
Dimensions	50.1" W x 3.1" H x 3.4" D / 1273x 79 x 87mm
Part Number	1VF-357208-301 / VF2085

### HELLA Black Cover for Sport Series LED Light Bar / 13.5" / 21.5" / 31.5"

Part Number	8XS-413502-001 7.5" *1 each / 13.5" * 2 each / XS1305 8XS-102131-001 21.5" *2 each / 31.5" *3 each / 50" *5 each / XS1010
-------------	--


## HELLA VALUEFIT DESIGN SERIES

- 1 Combo Beam.** A combination of a spot beam and flood beam
- 2 Diecast Aluminum Housing** able to withstand the elements.
- 3 Aluminum Alloy Brackets** for sturdy upright mounting. A perfect fit for roof, grille and bumper mounting.
- 4 Sleek low profile design** for a discreet lighting solution!



### Color Temperature

- Color temperature is close to natural daylight.
- Drivers operating in such lighting conditions stay alert longer.



## LIGHTBARS - DESIGN SERIES




5400 lm\*

### Design Series Light Bar 6 LED / 11" - Combo Beam

**Light Bar 6 LED / 11" - Combo Beam**  
3000 lm \*, compact, type of protection: IP 67  
6 high power LEDs, die-cast aluminum housing, polycarbonate lens

Voltage	Multivolt 10-30 VCD
Wattage	60 W
Temperature	6000 K
Mounting	Stainless steel mounting bracket
Dimensions	11.3" W x 2.5" H x 3.5" D / 289 x 65 x 90mm
Part Number	1VF-357209-001 / VF2091

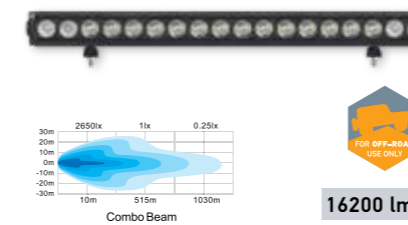


10800 lm\*

### Design Series Light Bar 12 LED / 21" - Combo Beam

**Light Bar 12 LED / 21" - Combo Beam**  
compact, type of protection: IP 67  
12 high power LEDs, die-cast aluminum housing, polycarbonate lens

Voltage	Multivolt 10-30 VCD
Wattage	120 W
Temperature	6000 K
Mounting	Stainless steel mounting bracket
Dimensions	21.3" W x 2.5" H x 3.5" D / 543 x 65 x 90mm
Part Number	1VF-357209-101 / VF2090

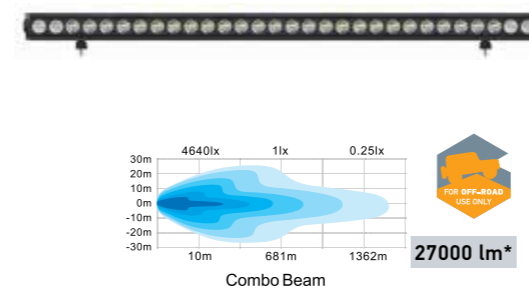


16200 lm\*

### Design Series Light Bar 18 LED / 31" - Combo Beam

**Light Bar 18 LED / 31" - Combo Beam**  
compact, type of protection: IP 67  
18 high power LEDs, die-cast aluminum housing, polycarbonate lens

Voltage	Multivolt 10-30 VCD
Wattage	180 W
Temperature	6000 K
Mounting	Stainless steel mounting bracket
Dimensions	31.3" W x 2.5" H x 3.5" D / 797 x 65 x 90mm
Part Number	1VF-357209-201 / VF2092



27000 lm\*

### Design Series Light Bar 30 LED / 51" - Combo Beam

**Light Bar 30 LED / 51" - Combo Beam**  
compact, type of protection: IP 67  
30 high intensity LEDs, die-cast aluminum housing

Voltage	Multivolt 10-30 VCD
Wattage	300 W
Temperature	6000 K
Mounting	Stainless steel mounting bracket
Dimensions	51.4" W x 2.6" H x 3.5" D / 1305 x 65 x 90mm
Part Number	1VF-357209-301 / VF2093

### HELLA Black Cover for Design Series LED Light Bar / 11" / 21" / 31" / 51"

Part Number	8XS-112131-001 / XS1121
	11" *2 each / 21" *4 each / 31" *6 each / 51" *10 each

\* Raw lumens measured.


## HELLA VALUEFIT PRO SERIES

- 1 **Combo Beam.** A combination of a spot beam and flood beam
- 2 **Diecast Aluminum Housing** able to withstand the elements.
- 3 **Aluminum Alloy Brackets** for sturdy upright mounting. A perfect fit for roof, grille and bumper mounting.
- 4 **Sleek low profile design** for a discreet lighting solution!

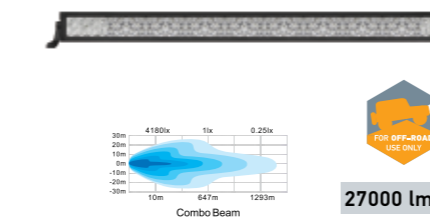
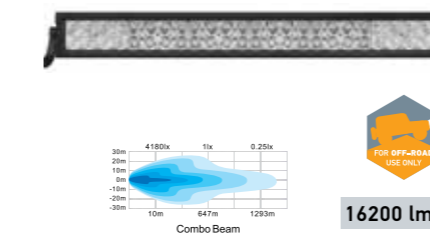
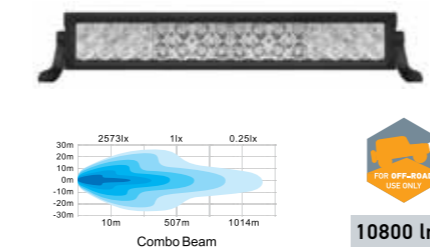



### Color Temperature

- Color temperature is close to natural daylight.
- Drivers operating in such lighting conditions stay alert longer.



## LIGHTBARS - PRO SERIES



### Pro Series Light Bar 20 LED / 11" - Spot Beam

**Light Bar 20 LED / 11" - Spot Beam**  
compact, type of protection: IP 67  
60 High intensity LEDs, die-cast aluminum housing

Voltage	Multivolt 10-30 VCD
Wattage	60 W
Temperature	6000 K
Mounting	Aluminum Alloy mounting bracket
Dimensions	11.6" W x 3.7" H x 3.2" D / 295 x 96 x 81mm
<b>Part Number</b>	<b>1VF-357560-001 / VF5600</b>

### Pro Series Light Bar 40 LED / 21" - Combo Beam

**Light Bar 40 LED / 21" - Combo Beam**  
compact, type of protection: IP 67  
40 High intensity LEDs, die-cast aluminum housing

Voltage	Multivolt 10-30 VCD
Wattage	120 W
Temperature	6000 K
Mounting	Aluminum Alloy mounting bracket
Dimensions	21.4" W x 3.7" H x 3.2" D / 544 x 96 x 81mm
<b>Part Number</b>	<b>1VF-357512-001 / VF5120</b>

### Pro Series Light Bar 60 LED / 31" - Combo Beam

**Light Bar 60 LED / 31" - Combo Beam**  
compact, type of protection: IP 67  
60 High intensity LEDs, die-cast aluminum housing

Voltage	Multivolt 10-30 VCD
Wattage	300 W
Temperature	6000 K
Mounting	Stainless steel mounting bracket
Dimensions	50.9" W x 3.7" H x 3.2" D / 1292 x 96 x 81mm
<b>Part Number</b>	<b>1VF-357518-001 / VF5180</b>

### Pro Series Light Bar 100 LED / 51" - Combo Beam

**Light Bar 100 LED / 51" - Combo Beam**  
compact, type of protection: IP 67  
100 high power LEDs, die-cast aluminum housing, polycarbonate lens

Voltage	Multivolt 10-30 VCD
Wattage	300 W
Temperature	6000 K
Mounting	Stainless steel mounting bracket
Dimensions	50.9" W x 3.7" H x 3.2" D / 1292 x 96 x 81mm
<b>Part Number</b>	<b>1VF-357513-001 / VF1331</b>

### HELLA Black Cover for Design Series LED Light Bar / 11" / 21" / 31" / 51"

<b>Part Number</b>	<b>8XS-112322-001 / XS1122</b>
	<b>11" *1 each / 21" *2 each / 31" *3 each / 51" *5 each</b>

\* Raw lumens measured.



# HIGH PERFORMANCE. A HIGHER VALUE.

Focus is placed on round and square-shaped LED worklights. The clear lens with reflector optics makes the compact LED work lights particularly attractive from a design perspective. High-power LEDs provide a light intensity of up to 1,200 lumens. All our LED work lights are submersible (IP 67) and tested to the ECE-R10 standard.

## WORKLIGHTS



### HELLA VALUEFIT ROUND LED WORKLIGHT 9W

flat and compact, type of protection: IP 67 (sumergible)  
6 high power LEDs, die-cast aluminum housing, PC lens with optical disperser, protection against reverse polarity, CEE 10 (CEM)

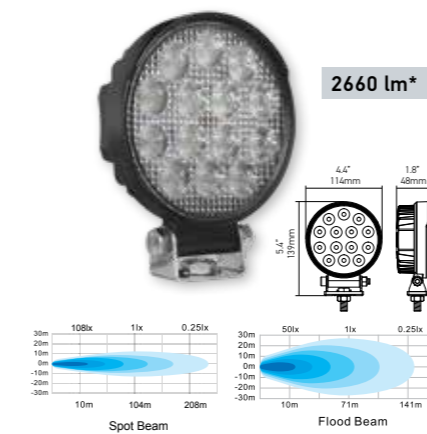
Voltage	Multivolt 9 – 33 VDC
Wattage	9 W
Mounting	Stainless steel mounting bracket
Dimensions	133 x 107 x 41.5mm
Part Number	1G0-357108-001 / VF1081 Flood



### HELLA VALUEFIT ROUND LED WORKLIGHT 15W

flat and compact, type of protection: IP 67 (sumergible)  
9 high power LEDs, die-cast aluminum housing, PC lens with optical disperser, protection against reverse polarity, CEE 10 (CEM)

Voltage	Multivolt 9 – 33 VDC
Wattage	15 W
Mounting	Stainless steel mounting bracket
Dimensions	133 x 107 x 41.5mm
Part Number	1G0-357101-002 / VF1012 Spot 1G0-357100-002 / VF1002 Flood



### HELLA VALUEFIT ROUND LED WORKLIGHT 22W

flat and compact, type of protection: IP 67 (sumergible)  
14 high power LEDs, die-cast aluminum housing, PC lens with optical disperser, protection against reverse polarity, CEE 10 (CEM)

Voltage	Multivolt 9 – 33 VDC
Wattage	22 W
Mounting	Stainless steel mounting bracket
Dimensions	133 x 107 x 41.5mm
Part Number	1G0-357105-002 / VF1502 Spot 1G0-357105-012 / VF1522 Flood

\* Raw lumens measured.



WORKLIGHTS

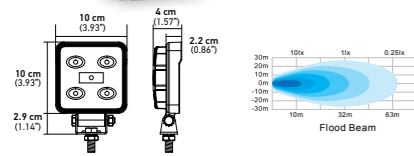


950 lm\*

HELLA VALUEFIT SQUARE LED WORKLIGHT 9W

flat and compact, type of protection: IP 67(sumergible)  
6 high power LEDs, die-cast aluminum housing, PC lens with optical disperser, protection against reverse polarity, CEE 10 (CEM)

Voltage	Multivolt 9 – 33 VDC
Wattage	9 W
Mounting	Stainless steel mounting bracket
Dimensions	100 x 100 x 40mm
Part Number	1GA-357107-001 / VF1071 Flood

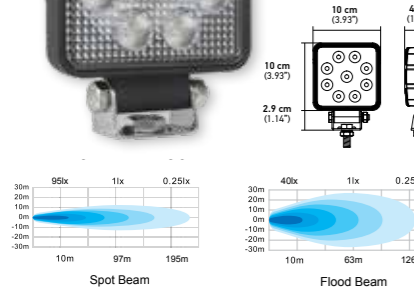


1710 lm\*

HELLA VALUEFIT SQUARE LED WORKLIGHT 15W

flat and compact, type of protection: IP 67(sumergible)  
9 high power LEDs, die-cast aluminum housing, PC lens with optical disperser, protection against reverse polarity, CEE 10 (CEM)

Voltage	Multivolt 9 – 33 VDC
Wattage	15 W
Mounting	Stainless steel mounting bracket
Dimensions	110 x 100 x 40mm
Part Number	1GA-357103-002 / VF1032 Spot 1GA-357102-002 / VF1022 Flood

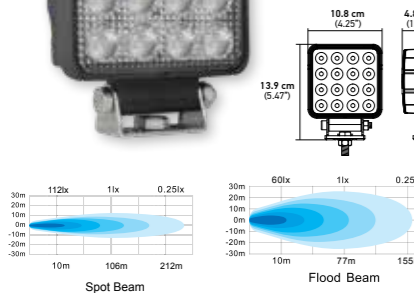


3040 lm\*

HELLA VALUEFIT SQUARE LED WORKLIGHT 25W

flat and compact, type of protection: IP 67(sumergible)  
16 high power LEDs, die-cast aluminum housing, PC lens with optical disperser, protection against reverse polarity, CEE 10 (CEM)

Voltage	Multivolt 9 – 33 VDC
Wattage	25 W
Mounting	Stainless steel mounting bracket
Dimensions	108 x 139 x 48mm
Part Number	1GA-357106-002 / VF1062 Spot 1GA-357106-012 / VF1061 Flood



\* Raw lumens measured.

WORKLIGHTS




2160 lm\*

HELLA VALUEFIT SQUARE LED WORKLIGHT 27W FLOOD

flat and compact, type of protection: IP 67(sumergible)  
high intensity Epistar leds LEDs, die-cast aluminum housing, PC lens with optical disperser, protection against reverse polarity, CEE 10 (CEM)

Voltage	Multivolt 10 – 30 VDC
Wattage	27 W
Mounting	Stainless steel mounting bracket
Dimensions	128 x 110 x 55mm
Part Number	1GA-357110-001 / VF1101 Flood 1GA-357110-012 / VF1112 Spot

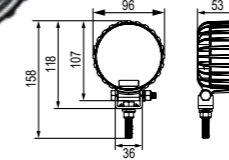


1200 lm\*

HELLA VALUEFIT ROUND LED WORKLIGHT 12W FLOOD

flat and compact, type of protection: IP 67(sumergible)  
6 high power LEDs, die-cast aluminum housing, PC lens with optical disperser, protection against reverse polarity, ECE-R10 (EMC) approved

Voltage	Multivolt 10 – 80 VDC
Wattage	12 W
Mounting	Hinged bracket with stainless steel M8 clamping bolt
Dimensions	158 x 96 x 53mm
Part Number	1G0-357002-001 / VF2001 Flood

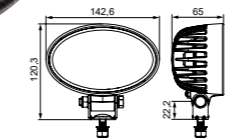


1200 lm\*

HELLA VALUEFIT OVAL LED WORKLIGHT 24W FLOOD

flat and compact, type of protection: IP 67(sumergible)  
8 high power LEDs, die-cast aluminum housing, PC lens with optical disperser, protection against reverse polarity, ECE-R10 (EMC) approved

Voltage	Multivolt 9 – 33 VDC
Wattage	24 W
Mounting	Stainless steel mounting bracket
Dimensions	102,3 x 142,6 x 65mm
Part Number	1GA-357001-001 / VF1001 Flood

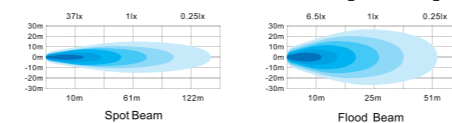


2160 lm\*

HELLA VALUEFIT ROUND LED WORKLIGHT 27W FLOOD

flat and compact, type of protection: IP 67(sumergible)  
high intensity Epistar leds LEDs, die-cast aluminum housing, PC lens with optical disperser, protection against reverse polarity, CEE 10 (CEM)

Voltage	Multivolt 10 – 30 VDC
Wattage	27 W
Mounting	Stainless steel mounting bracket
Dimensions	128 x 110 x 55mm
Part Number	1G0-357109-001 / VF1901 Flood 1G0-357109-102 / VF1912 Spot



\* Raw lumens measured.

WORKLIGHTS



HELLA VALUEFIT SQUARE CUBE 4 LED

Compact size  
4 high power LEDs, die-cast aluminum housing

Voltage	Multivolt 9 – 33 VDC
Wattage	12 W
Mounting	Stainless steel mounting bracket
Dimensions	3.1" W x 3.4" H x 3.2" D / 80 x 87 x 82mm
Part Number	<b>1GA-357121-001 / VF1212</b> Spot <b>1GA-357121-012 / VF1222</b> Flood <b>1GA-357204-001 / VF2041</b> Spot Set

**INCLUDES**  
2 Lights with mounting brackets  
1 Wiring harness with DT connectors  
1 Relay  
1 Fuse  
1 Switch  
Mounting Hardware  
Mounting Instructions



WORKLIGHTS



HELLA VALUEFIT 90MM

flat and compact, type of protection: IP 67 (submersible)  
6 high intensity LEDs, die-cast aluminum housing

Voltage	Multivolt 10 – 30 VDC
Wattage	18 W
Mounting	Stainless steel mounting bracket
Dimensions	3.5" W x 3.5" H x 2.3" D / 89 x 89 x 58mm
Part Number	<b>1G0-357231-001 / VF2318</b> Spot <b>1G0-357231-012 / VF2319</b> Flood



HELLA VALUEFIT SQUARE LED WORKLIGHT 45W

flat and compact, type of protection: IP 67 (submersible)  
9 high power LEDs, die-cast aluminum housing

Voltage	Multivolt 9 – 33 VDC
Wattage	45 W
Mounting	Stainless steel mounting bracket
Dimensions	156 x 126 x 95mm
Part Number	<b>1GA-274500-001 / VF2741</b> Spot <b>1GA-274500-012 / VF2742</b> Flood



HELLA VALUEFIT CUBE 6 LED FLOOD LIGHT - FLUSH MOUNT

flat and compact, type of protection: IP 67 (submersible)  
6 high intensity LEDs, die-cast aluminum housing

Voltage	Multivolt 10 – 30 VDC
Wattage	18 W
Mounting	Stainless steel mounting bracket
Dimensions	4.8" W x 3.6" H x 3.2" D / 122 x 92 x 80mm
Part Number	<b>1VF-357191-021 / VF1918</b> Flood <b>1VF-357191-001 / VF1919</b> Spot



HELLA VALUEFIT SQUARE LED WORKLIGHT 90W

flat and compact, type of protection: IP 67 (submersible)  
9 high power LEDs, die-cast aluminum housing

Voltage	Multivolt 10 – 30 VDC
Wattage	90 W
Mounting	Stainless steel mounting bracket
Dimensions	120 x 135 x 124mm
Part Number	<b>1GA-229000-001 / VF2291</b> Spot <b>1GA-229000-012 / VF2292</b> Flood



HELLA VALUEFIT LED REVERSE LIGHT

Sleek and modern design, Premium High power LEDs, Multi-volt 10 - 80V DC

LED Chip power	2*3W
Certificate	CE, RoHS, IP67, IP69 K, ECE R10
Operating voltage	10-80V DC
Current draw	0.5A @ 12V 0.25A @ 24V
Colour temperature	Blue, Red (on request only)
Weight	0.25kg
Part Number	<b>1VF-410600-001 / VF4106</b>

\* Raw lumens measured.

\* Raw lumens measured.





**HELLA Automotive South Africa (Pty) Ltd**

P O Box 6130

Moselville, Uitenhage,

SOUTH AFRICA

6232

**Sales Telephone:** +27 (0) 41-996-5700

**Sales Telefax:** +27 (0) 41-996-5720

<http://www.hella.co.za>

[www.facebook.com/hellasouthafrica](http://www.facebook.com/hellasouthafrica)

© HELLA KGaA Hueck & Co., Lippstadt

PN: Z9063 11.2016

Printed in South Africa

Subject to technical and price modifications.